

DESIGNED BY JENNIE BENNETT

# Character Book Club

Literacy Choice Board & Activities



J.BENNETT/C.Stagg © 2014  
[paisley-pie.weebly.com](http://paisley-pie.weebly.com)

# Online Resource

[paisley-pie.weebly.com/  
characterization](http://paisley-pie.weebly.com/characterization)



J.BENNETT/C.Stagg © 2014  
[paisley-pie.weebly.com](http://paisley-pie.weebly.com)

# CHARACTER CREATION

Create an illustration of your character and add details.

# CHARACTER FEELINGS

Draw and write how your character felt in the story and why you think they felt that way.

# CHARACTER CHART

List 6 traits your character has and evidence for each trait.

# CHARACTER POEM

Write a poem about your character.  
Illustrate your poem.

# CHARACTER REPORT CARD

Complete a report card for your character.

# CHARACTER BLUE RIBBON

Complete the ribbon by filling out the character trait and evidence of that trait. Color the trait blue.

# CHARACTER SLINKY

Color, cut, and glue a head, arms, and legs to a large piece of paper. Zigzag fold the paper and write one character trait on each section

# CHARACTER TRAIT FRAME

Cut a hole from the middle of a large piece of paper the size of your face. Around the hole, write traits you share with your character.

# CHARACTER POSTER

Create a "Wanted" poster with a drawing of your character and a description, along with what they are 'wanted' for and where they were last seen.

# Character Book Club Week

Book: \_\_\_\_\_ Author: \_\_\_\_\_

Main Character: \_\_\_\_\_

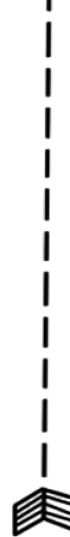
I chose this book because: \_\_\_\_\_

## My Character & Me

Alike




Different



My favorite thing about this character is

book cover



# CHARACTER CREATION

# CHARACTER FEELINGS

I think my character  
felt \_\_\_\_\_  
because \_\_\_\_\_  
\_\_\_\_\_  
\_\_\_\_\_  
\_\_\_\_\_

# CHARACTER CHART

trait	evidence

J.BENNETT/c.stagg© 2014

# CHARACTER POEM

---

---

---

---

---


---

---

---



# CHARACTER BLUE RIBBON




# CHARACTER REPORT CARD

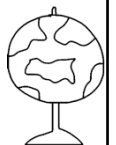
Student: \_\_\_\_\_

Teacher: \_\_\_\_\_

Book: \_\_\_\_\_



Character Trait	Grade	Comments



# Character Interviews

1. Interview at least 3 students (who are pretending to be their character).
2. Fill out the interview sheet completely, including a quick sketch of the character you are interviewing.

For the interview, write

- 3 things you already knew about the character
- 2 new things you learned about the character
- 1 question you still have for the character

## Character Interview

Character: \_\_\_\_\_

Interviewed by: \_\_\_\_\_

3 things I know:

---

---

---

2 things I already knew:

---

---

1 question I still have:

---

## Character Interview

Character: \_\_\_\_\_

Interviewed by: \_\_\_\_\_

3 things I know:

---

---

---

2 things I already knew:

---

---

1 question I still have:

---

# Terms of Use

## Character Book Club

Thanks so much for your purchase! I hope you find this as useful as I have. Please know that removing copyright information is strictly prohibited. If you feature this product or any individual page from this set on your blog, it must be linked back to the website and

blog: [www.paisley-pie.weebly.com](http://www.paisley-pie.weebly.com)

Graphics: [scrappindoodles.com](http://scrappindoodles.com)

Fonts: [kevinandamanda.com](http://kevinandamanda.com),  
[dafont.com](http://dafont.com)



J.BENNETT/C.Stagg © 2014  
[paisley-pie.weebly.com](http://paisley-pie.weebly.com)